



Premium Quality

Spare Parts Quick Reference Guide



Spare Parts

Spare Parts Quick Reference Guide



Reciprocating Air Compressors

Contents

240 Volt Air Compressors	1
415 Volt Air Compressors	8
Honda Petrol Air Compressors	16
Yanmar Diesel Air Compressors	28
Multi-Function Air Compressors	33
415 Oil Free Air Compressors	35

Notes

1. The spare parts information provided herein is applicable to current models of Airmac air compressor sets as at the date of publication. Discontinued or superseded compressor models may need different spare parts.
2. V-belts of the same nominal size can vary in length from one make to another and they also stretch when in service. For compressors with two or more V-belts, it is essential to replace all of them when necessary with a full set of the same size and make.
3. If you have any query about spare parts for an Airmac air compressor set, please check our website at www.glencoairpower.com.au, contact your local Airmac dealer or contact us directly at Glenco Air & Power Pty Ltd.

Disclaimers

All information, illustrations and specifications in this guide are based on the latest information available at the time of publishing. The illustrations are intended as representative reference views only. Due to our policy of continuous product improvement, we may modify information, illustrations or specifications to explain or exemplify a product, service or maintenance improvement. We reserve the right to make any change at any time without notice. Your compressor may differ slightly from models pictured, including optional accessories.

All Rights Reserved


No part of this publication may be reproduced or used in any form by any means – graphic, electronic or mechanical, including photocopying, recording, taping or information storage and retrieval systems – without the written permission of Glenco Air & Power Pty Ltd.

Spare Parts Quick Reference Guide

AIRMAC

240 Volt Air Compressors

Product Familiarisation



Item	Description	Item	Description
1	Compressor Pump	19	Wheel
2	Air Filter Assembly	20	Axle Bolt
3	Air Filter Element	21	Vibration Isolator(s)
4	Crankcase Breather	22	Non-Return Valve
5	Oil Fill Cap	23	Non-Return Valve Repair Kit
6	Oil Fill Cap O-ring	25	Safety Valve
7	Oil Level Sight Glass	26	Drain Valve
8	Oil Level Sight Glass O-ring or Gasket	27	Filter-Regulator
10	Engine or Motor	28	Discharge Outlet Coupling or Valve
16	V-Belt	29	Pressure Gauge
17	V-Belt Quantity	30	Pressure Switch
18	V-Belt Drive Guard		



240 Volt Air Compressors

Item	Spare Part	V13 240V	V13-H 240V
		Part Number	
1	Compressor Pump	FS VA-65	FS VA-65
2	Air Filter Assembly	FS 701105A1-66001	FS 701105A1-66001
3	Air Filter Element	FS 701105A1-66140	FS 701105A1-66140
4	Crankcase Breather	FS 701105A1-57600	FS 701105A1-57600
5	Oil Fill Cap	FS 701105A1-57190	FS 701105A1-57190
6	Oil Fill Cap O-ring	FS 9360181-240158	FS 9360181-240158
7	Oil Level Sight Glass	FS 70A109B1-57702	FS 70A109B1-57702
8	Oil Level Sight Glass O-ring or Gasket	FS 9360281-260265	FS 9360281-260265
9	Oil Level Sight Glass Metal Cover	N/A	N/A
10	Engine or Motor	TE 1.65 DPFC	TE 1.65 DPFC
11	Drive Pulley - Solid Type (Standard)	PL 90-1A-0.75	PL 90-1A-0.75
12	Drive Pulley - Taper Lock Type (Standard)	N/A	N/A
13	Drive Pulley Taper Lock Bush (Standard)	N/A	N/A
14	Drive Pulley - Taper Lock Type (Alternate)	PL 90-1SPA-1210	PL 90-1SPA-1210
15	Drive Pulley Taper Lock Bush (Alternate)	PL 19-1210	PL 19-1210
16	V-Belt	VB A45	VB A45
17	V-Belt Quantity	1	1
18	V-Belt Drive Guard	FS V13-60-77000	FS V13-60-77000
19	Wheel	FS RW1505016	FS RW1505016
20	Axle Bolt	FS AXLE 50-16	FS AXLE 50-16
21	Vibration Isolator(s)	N/A	FS R01-4020
22	Non-Return Valve	FS 2104100086	FS 2104100086
23	Non-Return Valve Repair Kit	FS 2601690290	FS 2601690290
24	Easy Start Valve	N/A	N/A
25	Safety Valve	CR SRV250-150	CR SRV250-150
26	Drain Valve	VL MBV-MF-3/8	VL MBV-MF-3/8
27	Filter-Regulator	TH FR502	TH FR502
28	Discharge Outlet Coupling or Valve	NT 20SM	NT 20SM
29	Pressure Gauge	GA 50R1/4-1600	GA 50R1/4-1600
30	Pressure Switch	CO MDR-2 AEV 2Wi	CO MDR-2 AEV 2Wi
31	Star-Delta Starter	N/A	N/A
32	Solenoid Valve	N/A	N/A
33	Pilot Valve	N/A	N/A
34	Throttle Control	N/A	N/A



240 Volt Air Compressors

Item	Spare Part	T17 240V	T17-H 240V
		Part Number	
1	Compressor Pump	FS TA-65	FS TA-65
2	Air Filter Assembly	FS 701105A1-66001	FS 701105A1-66001
3	Air Filter Element	FS 701105A1-66140	FS 701105A1-66140
4	Crankcase Breather	FS 701105A1-57600	FS 701105A1-57600
5	Oil Fill Cap	FS 701105A1-57190	FS 701105A1-57190
6	Oil Fill Cap O-ring	FS 9360181-240158	FS 9360181-240158
7	Oil Level Sight Glass	FS 70A109B1-57702	FS 70A109B1-57702
8	Oil Level Sight Glass O-ring or Gasket	FS 9360281-260265	FS 9360281-260265
9	Oil Level Sight Glass Metal Cover	N/A	N/A
10	Engine or Motor	TE 2.2 DPFC	TE 2.2 DPFC
11	Drive Pulley - Solid Type (Standard)	PL 75-2A-0.75	PL 75-2A-0.75
12	Drive Pulley - Taper Lock Type (Standard)	N/A	N/A
13	Drive Pulley Taper Lock Bush (Standard)	N/A	N/A
14	Drive Pulley - Taper Lock Type (Alternate)	PL 75-2SPA-1108	PL 75-2SPA-1108
15	Drive Pulley Taper Lock Bush (Alternate)	PL 19-1108	PL 19-1108
16	V-Belt	VB A47	VB A47
17	V-Belt Quantity	2	2
18	V-Belt Drive Guard	FS T17-70-77000	FS T17-70-H-77000
19	Wheel	FS RW1505016	FS RW1505016
20	Axle Bolt	FS AXLE 50-16	FS AXLE 50-16
21	Vibration Isolator(s)	N/A	FS R01-4020
22	Non-Return Valve	FS 2104100086	FS 2104100086
23	Non-Return Valve Repair Kit	FS 2601690290	FS 2601690290
24	Easy Start Valve	N/A	N/A
25	Safety Valve	CR SRV250-150	CR SRV250-150
26	Drain Valve	VL MBV-MF-3/8	VL MBV-MF-3/8
27	Filter-Regulator	TH FR502	TH FR502
28	Discharge Outlet Coupling or Valve	NT 20SM	NT 20SM
29	Pressure Gauge	GA 50R1/4-1600	GA 50R1/4-1600
30	Pressure Switch	CO MDR-2 AEV 2Wi	CO MDR-2 AEV 2Wi
31	Star-Delta Starter	N/A	N/A
32	Solenoid Valve	N/A	N/A
33	Pilot Valve	N/A	N/A
34	Throttle Control	N/A	N/A



240 Volt Air Compressors

Item	Spare Part	T20-H 240V	HT20 240V
		Part Number	
1	Compressor Pump	FS TA-65	FS HTA-65
2	Air Filter Assembly	FS 701105A1-66001	FS 701105A1-66001
3	Air Filter Element	FS 701105A1-66140	FS 701105A1-66140
4	Crankcase Breather	FS 701105A1-57600	FS 701210A1-57600
5	Oil Fill Cap	FS 701105A1-57190	FS 701105A1-57190-514
6	Oil Fill Cap O-ring	FS 9360181-240158	FS 9360181-240158
7	Oil Level Sight Glass	FS 70A109B1-57702	FS 70A109B1-57702
8	Oil Level Sight Glass O-ring or Gasket	FS 9360281-260265	FS 9360281-260265
9	Oil Level Sight Glass Metal Cover	N/A	N/A
10	Engine or Motor	TE 2.4 DPFC	TE 2.4 DPFC
11	Drive Pulley - Solid Type (Standard)	PL 90-2A-0.75	PL 90-2A-0.75
12	Drive Pulley - Taper Lock Type (Standard)	N/A	N/A
13	Drive Pulley Taper Lock Bush (Standard)	N/A	N/A
14	Drive Pulley - Taper Lock Type (Alternate)	PL 90-2SPA-1610	PL 90-2SPA-1610
15	Drive Pulley Taper Lock Bush (Alternate)	PL 19-1610	PL 19-1610
16	V-Belt	VB A48	VB A48
17	V-Belt Quantity	2	2
18	V-Belt Drive Guard	FS T17-70-H-77000	FS T17-70-H-77000
19	Wheel	FS RW1505016	FS RW1505016
20	Axle Bolt	FS AXLE 50-16	FS AXLE 50-16
21	Vibration Isolator(s)	N/A	FS R01-4020
22	Non-Return Valve	FS 2104100086	FS 2104100086
23	Non-Return Valve Repair Kit	FS 2601690290	FS 2601690290
24	Easy Start Valve	N/A	N/A
25	Safety Valve	CR SRV250-150	CR SRV250-200
26	Drain Valve	VL MBV-MF-3/8	VL MBV-MF-3/8
27	Filter-Regulator	TH FR502	N/A
28	Discharge Outlet Coupling or Valve	NT 20SM	NT 20SM
29	Pressure Gauge	GA 50R1/4-1600	GA 50R1/4-1600
30	Pressure Switch	CO MDR-2 AEV 2Wi	CO MDR-2 AEV 2Wi
31	Star-Delta Starter	N/A	N/A
32	Solenoid Valve	N/A	N/A
33	Pilot Valve	N/A	N/A
34	Throttle Control	N/A	N/A



240 Volt Air Compressors


Item	Spare Part	T20LG 240V	T20 240V
		Part Number	
1	Compressor Pump	FS TA-65	FS TA-65
2	Air Filter Assembly	FS 701105A1-66001	FS 701105A1-66001
3	Air Filter Element	FS 701105A1-66140	FS 701105A1-66140
4	Crankcase Breather	FS 701105A1-57600	FS 701105A1-57600
5	Oil Fill Cap	FS 701105A1-57190	FS 701105A1-57190
6	Oil Fill Cap O-ring	FS 9360181-240158	FS 9360181-240158
7	Oil Level Sight Glass	FS 70A109B1-57702	FS 70A109B1-57702
8	Oil Level Sight Glass O-ring or Gasket	FS 9360281-260265	FS 9360281-260265
9	Oil Level Sight Glass Metal Cover	N/A	N/A
10	Engine or Motor	TE 2.4 DPFC	TE 2.4 DPFC
11	Drive Pulley - Solid Type (Standard)	PL 75-2A-0.75	PL 90-2A-0.75
12	Drive Pulley - Taper Lock Type (Standard)	N/A	N/A
13	Drive Pulley Taper Lock Bush (Standard)	N/A	N/A
14	Drive Pulley - Taper Lock Type (Alternate)	PL 75-2SPA-1108	PL 90-2SPA-1610
15	Drive Pulley Taper Lock Bush (Alternate)	PL 19-1108	PL 19-1610
16	V-Belt	VB A47	VB A48
17	V-Belt Quantity	2	2
18	V-Belt Drive Guard	FS T17-70-77000	FS T17-70-77000
19	Wheel	FS RW1505016	FS RW1505016
20	Axle Bolt	FS AXLE 50-16	FS AXLE 50-16
21	Vibration Isolator(s)	N/A	N/A
22	Non-Return Valve	FS 2104100086	FS 2104100086
23	Non-Return Valve Repair Kit	FS 2601690290	FS 2601690290
24	Easy Start Valve	N/A	N/A
25	Safety Valve	CR SRV250-150	CR SRV250-150
26	Drain Valve	VL MBV-MF-3/8	VL MBV-MF-3/8
27	Filter-Regulator	TH FR502	TH FR502
28	Discharge Outlet Coupling or Valve	NT 20SM	NT 20SM
29	Pressure Gauge	GA 50R1/4-1600	GA 50R1/4-1600
30	Pressure Switch	CO MDR-2 AEV 2Wi	CO MDR-2 AEV 2Wi
31	Star-Delta Starter	N/A	N/A
32	Solenoid Valve	N/A	N/A
33	Pilot Valve	N/A	N/A
34	Throttle Control	N/A	N/A

Spare Parts Quick Reference Guide

AIRMAC

240 Volt Air Compressors

Product Familiarisation



Item	Description	Item	Description
1	Compressor Pump	17	V-Belt Quantity
2	Air Filter Assembly	18	V-Belt Drive Guard
3	Air Filter Element	21	Vibration Isolator(s)
4	Crankcase Breather	22	Non-Return Valve
5	Oil Fill Cap	23	Non-Return Valve Repair Kit
6	Oil Fill Cap O-ring	25	Safety Valve
7	Oil Level Sight Glass	26	Drain Valve
8	Oil Level Sight Glass O-ring or Gasket	28	Discharge Outlet Coupling or Valve
10	Engine or Motor	29	Pressure Gauge
16	V-Belt	30	Pressure Switch


Item	Spare Part	T20-120L 240V	TT40 240V
		Part Number	
1	Compressor Pump	FS TA-65	FS TA-65
2	Air Filter Assembly	FS 701105A1-66001	FS 701105A1-66001
3	Air Filter Element	FS 701105A1-66140	FS 701105A1-66140
4	Crankcase Breather	FS 701105A1-57600	FS 701105A1-57600
5	Oil Fill Cap	FS 701105A1-57190	FS 701105A1-57190
6	Oil Fill Cap O-ring	FS 9360181-240158	FS 9360181-240158
7	Oil Level Sight Glass	FS 70A109B1-57702	FS 70A109B1-57702
8	Oil Level Sight Glass O-ring or Gasket	FS 9360281-260265	FS 9360281-260265
9	Oil Level Sight Glass Metal Cover	N/A	N/A
10	Engine or Motor	TE 2.4 DPFC	TE 2.4 DPFC
11	Drive Pulley - Solid Type (Standard)	PL 90-2A-0.75	PL 75-2A-0.75
12	Drive Pulley - Taper Lock Type (Standard)	N/A	N/A
13	Drive Pulley Taper Lock Bush (Standard)	N/A	N/A
14	Drive Pulley - Taper Lock Type (Alternate)	PL 90-2SPA-1610	PL 75-2SPA-1108
15	Drive Pulley Taper Lock Bush (Alternate)	PL 19-1610	PL 19-1108
16	V-Belt	VB A48	VB A47
17	V-Belt Quantity	2	4
18	V-Belt Drive Guard	FS T17-70-77000	FS T17-70-77000
19	Wheel	N/A	N/A
20	Axle Bolt	N/A	N/A
21	Vibration Isolator(s)	N/A	FS R01-2207530
22	Non-Return Valve	FS 2104100086	FS 2104100086
23	Non-Return Valve Repair Kit	FS 2601690290	FS 2601690290
24	Easy Start Valve	N/A	N/A
25	Safety Valve	CR SRV250-150	CR SRV390-150
26	Drain Valve	VL MBV-MF-3/8	VL MBV-MF-1/2
27	Filter-Regulator	TH FR502	N/A
28	Discharge Outlet Coupling or Valve	NT 20SM	VL BV-MF-1/2
29	Pressure Gauge	GA 50R1/4-1600	GA 50R1/4-1600
30	Pressure Switch	CO MDR-2 AEV 2Wi	CO MDR-2 AEV 2Wi
31	Star-Delta Starter	N/A	N/A
32	Solenoid Valve	N/A	N/A
33	Pilot Valve	N/A	N/A
34	Throttle Control	N/A	N/A

Spare Parts Quick Reference Guide

AIRMAC

415 Volt Air Compressors

Product Familiarisation



Item	Description	Item	Description
1	Compressor Pump	16	V-Belt
2	Air Filter Assembly	17	V-Belt Quantity
3	Air Filter Element	18	V-Belt Drive Guard
4	Crankcase Breather	22	Non-Return Valve
5	Oil Fill Cap	23	Non-Return Valve Repair Kit
6	Oil Fill Cap O-ring	25	Safety Valve
7	Oil Level Sight Glass	26	Drain Valve
8	Oil Level Sight Glass O-ring or Gasket	28	Discharge Outlet Coupling or Valv
9	Oil Level Sight Glass Metal Cover	29	Pressure Gauge
10	Engine or Motor	30	Pressure Switch



415 Volt Air Compressors

Item	Spare Part	T20 415V	HT20 415V
		Part Number	
1	Compressor Pump	FS TA-65	FS HTA-65
2	Air Filter Assembly	FS 701105A1-66001	FS 701105A1-66001
3	Air Filter Element	FS 701105A1-66140	FS 701105A1-66140
4	Crankcase Breather	FS 701210A1-57600	FS 701210A1-57600
5	Oil Fill Cap	FS 701105A1-57190	FS 701105A1-57190-514
6	Oil Fill Cap O-ring	FS 9360181-240158	FS 9360181-240158
7	Oil Level Sight Glass	FS 70A109B1-57702	FS 70A109B1-57702
8	Oil Level Sight Glass O-ring or Gasket	FS 9360281-260265	FS 9360281-260265
9	Oil Level Sight Glass Metal Cover	N/A	N/A
10	Engine or Motor	TE M2.2-2P-415	TE M2.2-2P-415
11	Drive Pulley - Solid Type (Standard)	PL 90-2A-24	PL 90-2A-24
12	Drive Pulley - Taper Lock Type (Standard)	N/A	N/A
13	Drive Pulley Taper Lock Bush (Standard)	N/A	N/A
14	Drive Pulley - Taper Lock Type (Alternate)	PL 90-2SPA-1610	PL 90-2SPA-1610
15	Drive Pulley Taper Lock Bush (Alternate)	PL 24-1610	PL 24-1610
16	V-Belt	VB A48	VB A48
17	V-Belt Quantity	2	2
18	V-Belt Drive Guard	FS T17-70-H-77000	FS T17-70-H-77000
19	Wheel	N/A	N/A
20	Axle Bolt	N/A	N/A
21	Vibration Isolator(s)	FS R01-2207530	FS R01-2207530
22	Non-Return Valve	FS 2104100086	FS 2104100086
23	Non-Return Valve Repair Kit	FS 2601690290	FS 2601690290
24	Easy Start Valve	N/A	N/A
25	Safety Valve	CR SRV250-150	CR SRV250-200
26	Drain Valve	VL MBV-MF-1/2	VL MBV-MF-1/2
27	Filter-Regulator	N/A	N/A
28	Discharge Outlet Coupling or Valve	VL BV-MF-1/2	VL BV-MF-1/2
29	Pressure Gauge	GA 80B1/4-1600	GA 80B1/4-1600
30	Pressure Switch	CO MDR-3 6.3A EV 3Wi	CO MDR-3/16 6.3A EV 3Wi
31	Star-Delta Starter	N/A	N/A
32	Solenoid Valve	N/A	N/A
33	Pilot Valve	N/A	N/A
34	Throttle Control	N/A	N/A

Item	Spare Part	B23 415V	V25 415V
		Part Number	
1	Compressor Pump	FS B-1	FS VA-80
2	Air Filter Assembly	FS 70110HC1-66001	FS 701208A1-66000
3	Air Filter Element	FS 70110HC1-66111	FS 701208A1-66110
4	Crankcase Breather	FS 701205A1-57600-5111	FS 701105A1-57600
5	Oil Fill Cap	FS 701105A1-57190-514	FS 701208A1-57190
6	Oil Fill Cap O-ring	FS 9360181-240158	FS 9360181-240178
7	Oil Level Sight Glass	FS 701105A1-57700	FS 70A109B1-57702
8	Oil Level Sight Glass O-ring or Gasket	FS 701105A1-57730	FS 9360281-260265
9	Oil Level Sight Glass Metal Cover	N/A	N/A
10	Engine or Motor	TE M3-2P-415	TE M3-2P-415
11	Drive Pulley - Solid Type (Standard)	PL 125-2A-28	PL 106-2A-28
12	Drive Pulley - Taper Lock Type (Standard)	N/A	N/A
13	Drive Pulley Taper Lock Bush (Standard)	N/A	N/A
14	Drive Pulley - Taper Lock Type (Alternate)	PL 125-2SPA-1610	PL 106-2SPA-1610
15	Drive Pulley Taper Lock Bush (Alternate)	PL 28-1610	PL 28-1610
16	V-Belt	VB A59	VB A58
17	V-Belt Quantity	2	2
18	V-Belt Drive Guard	FS 2601238300	FS V25-124-77000
19	Wheel	N/A	N/A
20	Axle Bolt	N/A	N/A
21	Vibration Isolator(s)	FS R01-2207530	FS R01-2207530
22	Non-Return Valve	FS 2104100087	FS 2104100087
23	Non-Return Valve Repair Kit	FS 2601690360	FS 2601690360
24	Easy Start Valve	N/A	N/A
25	Safety Valve	CR SRV250-200	CR SRV250-150
26	Drain Valve	VL MBV-MF-1/2	VL MBV-MF-1/2
27	Filter-Regulator	N/A	N/A
28	Discharge Outlet Coupling or Valve	VL BV-MF-3/4	VL BV-MF-3/4
29	Pressure Gauge	GA 80B1/4-1600	GA 80B1/4-1600
30	Pressure Switch	CO MDR-3/16 10A EV 3Wi	CO MDR-3 10A EV 3Wi
31	Star-Delta Starter	N/A	N/A
32	Solenoid Valve	N/A	N/A
33	Pilot Valve	N/A	N/A
34	Throttle Control	N/A	N/A

Item	Spare Part	B29 415V	T30 415V
		Part Number	
1	Compressor Pump	FS B-2	FS TA-80
2	Air Filter Assembly	FS 70110HC1-66001	FS 701208A1-66000
3	Air Filter Element	FS 70110HC1-66111	FS 701208A1-66110
4	Crankcase Breather	FS 701210A1-57601-511	FS 701105A1-57600
5	Oil Fill Cap	FS 701208A1-57191A	FS 701208A1-57190
6	Oil Fill Cap O-ring	FS 9360181-240178	FS 9360181-240178
7	Oil Level Sight Glass	FS 701105A1-57700	FS 70A109B1-57702
8	Oil Level Sight Glass O-ring or Gasket	FS 701105A1-57730	FS 9360281-260265
9	Oil Level Sight Glass Metal Cover	N/A	N/A
10	Engine or Motor	TE M4-2P-415	TE M4-2P-415
11	Drive Pulley - Solid Type (Standard)	PL 140-2A-28	PL 118-2A-28
12	Drive Pulley - Taper Lock Type (Standard)	N/A	N/A
13	Drive Pulley Taper Lock Bush (Standard)	N/A	N/A
14	Drive Pulley - Taper Lock Type (Alternate)	PL 140-2SPA-2012	PL 118-2SPA-1610
15	Drive Pulley Taper Lock Bush (Alternate)	PL 28-2012	PL 28-1610
16	V-Belt	VB A70	VB A70
17	V-Belt Quantity	2	2
18	V-Belt Drive Guard	FS 2501232280	FS T30-150-77000
19	Wheel	N/A	N/A
20	Axle Bolt	N/A	N/A
21	Vibration Isolator(s)	FS R01-2207530	FS R01-2207530
22	Non-Return Valve	FS 2688330800	FS 2104100087
23	Non-Return Valve Repair Kit	FS 2601690940	FS 2601690360
24	Easy Start Valve	N/A	N/A
25	Safety Valve	CR SRV250-200	CR SRV250-150
26	Drain Valve	VL MBV-MF-1/2	VL MBV-MF-1/2
27	Filter-Regulator	N/A	N/A
28	Discharge Outlet Coupling or Valve	VL BV-MF-3/4	VL BV-MF-3/4
29	Pressure Gauge	GA 80B1/4-1600	GA 80B1/4-1600
30	Pressure Switch	CO MDR-3/16 10A EV 3Wi	CO MDR-3 10A EV 3Wi
31	Star-Delta Starter	N/A	N/A
32	Solenoid Valve	N/A	N/A
33	Pilot Valve	N/A	N/A
34	Throttle Control	N/A	N/A

Item	Spare Part	V40 415V	B52 415V
		Part Number	
1	Compressor Pump	FS VA-100	FS B-3
2	Air Filter Assembly	FS 701208A1-66000	FS 701110C1-66002
3	Air Filter Element	FS 701208A1-66110	FS 701110C1-66112
4	Crankcase Breather	FS 701210A1-57600	FS 701210A1-57601-511
5	Oil Fill Cap	FS 701208A1-57190	FS 701208A1-57191A
6	Oil Fill Cap O-ring	FS 9360181-240178	FS 9360181-240178
7	Oil Level Sight Glass	FS 701210A1-57700	FS 70A109B1-57702
8	Oil Level Sight Glass O-ring or Gasket	FS 701210A1-57730	FS 9360281-260265
9	Oil Level Sight Glass Metal Cover	FS 701210A1-57740	N/A
10	Engine or Motor	TE M5.5-4P-415	TE M7.5-4P-415
11	Drive Pulley - Solid Type (Standard)	PL 190-2B-38	PL 212-3B-38
12	Drive Pulley - Taper Lock Type (Standard)	N/A	N/A
13	Drive Pulley Taper Lock Bush (Standard)	N/A	N/A
14	Drive Pulley - Taper Lock Type (Alternate)	PL 190-2SPB-2517	PL 212-3SPB-2517
15	Drive Pulley Taper Lock Bush (Alternate)	PL 38-2517	PL 38-2517
16	V-Belt	VB B67	VB B76
17	V-Belt Quantity	2	3
18	V-Belt Drive Guard	FS V40-250-77000	FS 2501232300
19	Wheel	N/A	N/A
20	Axle Bolt	N/A	N/A
21	Vibration Isolator(s)	FS R01-2207530	FS R01-2207530
22	Non-Return Valve	FS 2688330800	FS 2688330800
23	Non-Return Valve Repair Kit	FS 2601690940	FS 2601690940
24	Easy Start Valve	N/A	N/A
25	Safety Valve	CR SRV390-150	CR SRV390-200
26	Drain Valve	VL MBV-MF-1/2	VL MBV-MF-1/2
27	Filter-Regulator	N/A	N/A
28	Discharge Outlet Coupling or Valve	VL BV-MF-1	VL BV-MF-1
29	Pressure Gauge	GA 80B1/4-1600	GA 80B1/4-1600
30	Pressure Switch	CO MDR-3 16A EV 3Wi	CO MDR-3/16 16A EV 3Wi
31	Star-Delta Starter	N/A	N/A
32	Solenoid Valve	N/A	N/A
33	Pilot Valve	N/A	N/A
34	Throttle Control	N/A	N/A


Item	Spare Part	T55 415V
		Part Number
1	Compressor Pump	FS TA-100
2	Air Filter Assembly	FS 701208A1-66000
3	Air Filter Element	FS 701208A1-66110
4	Crankcase Breather	FS 701210A1-57600
5	Oil Fill Cap	FS 701208A1-57190
6	Oil Fill Cap O-ring	FS 9360181-240178
7	Oil Level Sight Glass	FS 701210A1-57700
8	Oil Level Sight Glass O-ring or Gasket	FS 701210A1-57730
9	Oil Level Sight Glass Metal Cover	FS 701210A1-57740
10	Engine or Motor	TE M7.5-4P-415
11	Drive Pulley - Solid Type (Standard)	PL 180-3B-38
12	Drive Pulley - Taper Lock Type (Standard)	N/A
13	Drive Pulley Taper Lock Bush (Standard)	N/A
14	Drive Pulley - Taper Lock Type (Alternate)	PL 180-3SPB-2517
15	Drive Pulley Taper Lock Bush (Alternate)	PL 38-2517
16	V-Belt	VB B71
17	V-Belt Quantity	3
18	V-Belt Drive Guard	FS T55-300-77000
19	Wheel	N/A
20	Axle Bolt	N/A
21	Vibration Isolator(s)	FS R01-2207530
22	Non-Return Valve	FS 2688330800
23	Non-Return Valve Repair Kit	FS 2601690940
24	Easy Start Valve	N/A
25	Safety Valve	CR SRV390-150
26	Drain Valve	VL MBV-MF-1/2
27	Filter-Regulator	N/A
28	Discharge Outlet Coupling or Valve	VL BV-MF-1
29	Pressure Gauge	GA 80B1/4-1600
30	Pressure Switch	CO MDR-3 16A EV 3Wi
31	Star-Delta Starter	N/A
32	Solenoid Valve	N/A
33	Pilot Valve	N/A
34	Throttle Control	N/A

Spare Parts Quick Reference Guide

AIRMAC

415 Volt Air Compressors

Product Familiarisation



Item	Description	Item	Description
1	Compressor Pump	17	V-Belt Quantity
2	Air Filter Assembly	18	V-Belt Drive Guar
3	Air Filter Element	22	Non-Return Valve
4	Crankcase Breather	23	Non-Return Valve Repair Kit
5	Oil Fill Cap	25	Safety Valve
6	Oil Fill Cap O-ring	26	Drain Valve
7	Oil Level Sight Glass	28	Discharge Outlet Coupling or Valve
8	Oil Level Sight Glass O-ring or Gasket	29	Pressure Gauge
9	Oil Level Sight Glass Metal Cover	30	Pressure Switch
10	Engine or Motor	31	Star-Delta Starter
16	V-Belt	32	Solenoid Valve


Item	Spare Part	T75 415V
		Part Number
1	Compressor Pump	FS TA-120
2	Air Filter Assembly	FS 701312A1-66000
3	Air Filter Element	FS 701208A1-66110
4	Crankcase Breather	FS 701210A1-57600
5	Oil Fill Cap	FS 701208A1-57190
6	Oil Fill Cap O-ring	FS 9360181-240178
7	Oil Level Sight Glass	FS 701210A1-57700
8	Oil Level Sight Glass O-ring or Gasket	FS 701210A1-57730
9	Oil Level Sight Glass Metal Cover	FS 701210A1-57740
10	Engine or Motor	TE M11-4P-415
11	Drive Pulley - Solid Type (Standard)	PL 180-4B-42
12	Drive Pulley - Taper Lock Type (Standard)	N/A
13	Drive Pulley Taper Lock Bush (Standard)	N/A
14	Drive Pulley - Taper Lock Type (Alternate)	PL 180-4SPB-2517
15	Drive Pulley Taper Lock Bush (Alternate)	PL 42-2517
16	V-Belt	VB B80
17	V-Belt Quantity	4
18	V-Belt Drive Guard	FS T75-400-77000
19	Wheel	N/A
20	Axle Bolt	N/A
21	Vibration Isolator(s)	FS R01-2207530
22	Non-Return Valve	FS 2688330290
23	Non-Return Valve Repair Kit	FS 701212A1- 41001 & FS 701212A1-11110
24	Easy Start Valve	N/A
25	Safety Valve	CR SRV390-150
26	Drain Valve	VL MBV-MF-1/2
27	Filter-Regulator	N/A
28	Discharge Outlet Coupling or Valve	VL BV-MF-1
29	Pressure Gauge	GA 80B1/4-1600
30	Pressure Switch	CO MDR-2 AEV 2Wi
31	Star-Delta Starter	TE 802-YNB-15S
32	Solenoid Valve	BK AU18060
33	Pilot Valve	N/A
34	Throttle Control	N/A

Spare Parts Quick Reference Guide

AIRMAC

Honda Petrol Air Compressors

Product Familiarisation



Item	Description	Item	Description
1	Compressor Pump	18	V-Belt Drive Guard
2	Air Filter Assembly	19	Wheel
3	Air Filter Element	20	Axle Bolt
4	Crankcase Breather	22	Non-Return Valve
5	Oil Fill Cap	23	Non-Return Valve Repair Kit
6	Oil Fill Cap O-ring	24	Easy Start Valve
7	Oil Level Sight Glass	26	Drain Valve
8	Oil Level Sight Glass O-ring or Gasket	27	Filter-Regulator
10	Engine or Motor	29	Pressure Gauge
16	V-Belt	33	Pilot Valve
17	V-Belt Quantity	34	Throttle Control



Honda Petrol Air Compressors

Item	Spare Part	V16P	V16P-H
		Part Number	
1	Compressor Pump	FS VA-65	FS VA-65
2	Air Filter Assembly	FS 701105A1-66001	FS 701105A1-66001
3	Air Filter Element	FS 701105A1-66140	FS 701105A1-66140
4	Crankcase Breather	FS 701105A1-57600	FS 701105A1-57600
5	Oil Fill Cap	FS 701105A1-57190	FS 701105A1-57190
6	Oil Fill Cap O-ring	FS 9360181-240158	FS 9360181-240158
7	Oil Level Sight Glass	FS 70A109B1-57702	FS 70A109B1-57702
8	Oil Level Sight Glass O-ring or Gasket	FS 9360281-260265	FS 9360281-260265
9	Oil Level Sight Glass Metal Cover	N/A	N/A
10	Engine or Motor	HO GX200 QXU	HO GX200 QXU
11	Drive Pulley - Solid Type (Standard)	PL 75-1A-0.75	PL 75-1A-0.75
12	Drive Pulley - Taper Lock Type (Standard)	N/A	N/A
13	Drive Pulley Taper Lock Bush (Standard)	N/A	N/A
14	Drive Pulley - Taper Lock Type (Alternate)	PL 75-1SPA-1108	PL 75-1SPA-1108
15	Drive Pulley Taper Lock Bush (Alternate)	PL 3/4-1108	PL 3/4-1108
16	V-Belt	VB A46	VB A46
17	V-Belt Quantity	1	1
18	V-Belt Drive Guard	FS V16P-60-77000	FS V16P-60-H-77000
19	Wheel	FS RW1505016	FS PPW2557020
20	Axle Bolt	FS AXLE 50-16	FS AXLE 70-20
21	Vibration Isolator(s)	N/A	FS R01-4020
22	Non-Return Valve	FS 2104100086	FS 2104100086
23	Non-Return Valve Repair Kit	FS 2601690290	FS 2601690290
24	Easy Start Valve	VL MBV-MF-1/8	VL MBV-MF-1/8
25	Safety Valve	CR SRV250-150	CR SRV250-150
26	Drain Valve	VL MBV-MF-3/8	VL MBV-MF-3/8
27	Filter-Regulator	TH FR502	TH FR502
28	Discharge Outlet Coupling or Valve	NT 20SM	NT 20SM
29	Pressure Gauge	GA 50B1/4-1600LF	GA 50B1/4-1600LF
30	Pressure Switch	N/A	N/A
31	Star-Delta Starter	N/A	N/A
32	Solenoid Valve	N/A	N/A
33	Pilot Valve	FS 9313115-122403	FS 9313115-122403
34	Throttle Control	CR TC-3892	CR TC-3892

Item	Spare Part	T20P	T20P ES
		Part Number	
1	Compressor Pump	FS TA-65	FS TA-65
2	Air Filter Assembly	FS 701105A1-66001	FS 701105A1-66001
3	Air Filter Element	FS 701105A1-66140	FS 701105A1-66140
4	Crankcase Breather	FS 701105A1-57600	FS 701105A1-57600
5	Oil Fill Cap	FS 701105A1-57190	FS 701105A1-57190
6	Oil Fill Cap O-ring	FS 9360181-240158	FS 9360181-240158
7	Oil Level Sight Glass	FS 70A109B1-57702	FS 70A109B1-57702
8	Oil Level Sight Glass O-ring or Gasket	FS 9360281-260265	FS 9360281-260265
9	Oil Level Sight Glass Metal Cover	N/A	N/A
10	Engine or Motor	HO GX200 QXU	HO GX200 QXE8
11	Drive Pulley - Solid Type (Standard)	PL 75-2A-0.75	PL 75-2A-0.75
12	Drive Pulley - Taper Lock Type (Standard)	N/A	N/A
13	Drive Pulley Taper Lock Bush (Standard)	N/A	N/A
14	Drive Pulley - Taper Lock Type (Alternate)	PL 75-2SPA-1108	PL 75-2SPA-1108
15	Drive Pulley Taper Lock Bush (Alternate)	PL 3/4-1108	PL 3/4-1108
16	V-Belt	VB A53	VB A53
17	V-Belt Quantity	2	2
18	V-Belt Drive Guard	FS T20P-70-77000	FS T20P-70-77000
19	Wheel	FS RW1505016	FS RW1505016
20	Axle Bolt	FS AXLE 50-16	FS AXLE 50-16
21	Vibration Isolator(s)	N/A	N/A
22	Non-Return Valve	FS 2104100086	FS 2104100086
23	Non-Return Valve Repair Kit	FS 2601690290	FS 2601690290
24	Easy Start Valve	VL MBV-MF-1/8	VL MBV-MF-1/8
25	Safety Valve	CR SRV250-150	CR SRV250-150
26	Drain Valve	VL MBV-MF-3/8	VL MBV-MF-3/8
27	Filter-Regulator	TH FR502	TH FR502
28	Discharge Outlet Coupling or Valve	NT 20SM	NT 20SM
29	Pressure Gauge	GA 50B1/4-1600LF	GA 50B1/4-1600LF
30	Pressure Switch	N/A	N/A
31	Star-Delta Starter	N/A	N/A
32	Solenoid Valve	N/A	N/A
33	Pilot Valve	FS 9313115-122403	FS 9313115-122403
34	Throttle Control	CR TC-3892	CR TC-3892

Item	Spare Part	T20P-H	T20P-H ES
		Part Number	
1	Compressor Pump	FS TA-65	FS TA-65
2	Air Filter Assembly	FS 701105A1-66001	FS 701105A1-66001
3	Air Filter Element	FS 701105A1-66140	FS 701105A1-66140
4	Crankcase Breather	FS 701105A1-57600	FS 701105A1-57600
5	Oil Fill Cap	FS 701105A1-57190	FS 701105A1-57190
6	Oil Fill Cap O-ring	FS 9360181-240158	FS 9360181-240158
7	Oil Level Sight Glass	FS 70A109B1-57702	FS 70A109B1-57702
8	Oil Level Sight Glass O-ring or Gasket	FS 9360281-260265	FS 9360281-260265
9	Oil Level Sight Glass Metal Cover	N/A	N/A
10	Engine or Motor	HO GX200 QXU	HO GX200 QXE8
11	Drive Pulley - Solid Type (Standard)	PL 75-2A-0.75	PL 75-2A-0.75
12	Drive Pulley - Taper Lock Type (Standard)	N/A	N/A
13	Drive Pulley Taper Lock Bush (Standard)	N/A	N/A
14	Drive Pulley - Taper Lock Type (Alternate)	PL 75-2SPA-1108	PL 75-2SPA-1108
15	Drive Pulley Taper Lock Bush (Alternate)	PL 3/4-1108	PL 3/4-1108
16	V-Belt	VB A53	VB A53
17	V-Belt Quantity	2	2
18	V-Belt Drive Guard	FS T20P-70-H-77000	FS T20P-70-H-77000
19	Wheel	FS PPW2557020	FS PPW2557020
20	Axle Bolt	FS AXLE 70-20	FS AXLE 70-20
21	Vibration Isolator(s)	FS R01-4020	FS R01-4020
22	Non-Return Valve	FS 2104100086	FS 2104100086
23	Non-Return Valve Repair Kit	FS 2601690290	FS 2601690290
24	Easy Start Valve	VL MBV-MF-1/8	VL MBV-MF-1/8
25	Safety Valve	CR SRV250-150	CR SRV250-150
26	Drain Valve	VL MBV-MF-3/8	VL MBV-MF-3/8
27	Filter-Regulator	TH FR502	TH FR502
28	Discharge Outlet Coupling or Valve	NT 20SM	NT 20SM
29	Pressure Gauge	GA 50B1/4-1600LF	GA 50B1/4-1600LF
30	Pressure Switch	N/A	N/A
31	Star-Delta Starter	N/A	N/A
32	Solenoid Valve	N/A	N/A
33	Pilot Valve	FS 9313115-122403	FS 9313115-122403
34	Throttle Control	CR TC-3892	CR TC-3892

Item	Spare Part	T20P-100L	T20P-100L ES
		Part Number	
1	Compressor Pump	FS TA-65	FS TA-65
2	Air Filter Assembly	FS 701105A1-66001	FS 701105A1-66001
3	Air Filter Element	FS 701105A1-66140	FS 701105A1-66140
4	Crankcase Breather	FS 701105A1-57600	FS 701105A1-57600
5	Oil Fill Cap	FS 701105A1-57190	FS 701105A1-57190
6	Oil Fill Cap O-ring	FS 9360181-240158	FS 9360181-240158
7	Oil Level Sight Glass	FS 70A109B1-57702	FS 70A109B1-57702
8	Oil Level Sight Glass O-ring or Gasket	FS 9360281-260265	FS 9360281-260265
9	Oil Level Sight Glass Metal Cover	N/A	N/A
10	Engine or Motor	HO GX200 QXU	HO GX200 QXE8
11	Drive Pulley - Solid Type (Standard)	PL 75-2A-0.75	PL 75-2A-0.75
12	Drive Pulley - Taper Lock Type (Standard)	N/A	N/A
13	Drive Pulley Taper Lock Bush (Standard)	N/A	N/A
14	Drive Pulley - Taper Lock Type (Alternate)	PL 75-2SPA-1108	PL 75-2SPA-1108
15	Drive Pulley Taper Lock Bush (Alternate)	PL 3/4-1108	PL 3/4-1108
16	V-Belt	VB A53	VB A53
17	V-Belt Quantity	2	2
18	V-Belt Drive Guard	FS T20P-70-77000	FS T20P-70-77000
19	Wheel	FS RW1505016	FS RW1505016
20	Axle Bolt	FS AXLE 50-16	FS AXLE 50-16
21	Vibration Isolator(s)	N/A	N/A
22	Non-Return Valve	FS 2104100086	FS 2104100086
23	Non-Return Valve Repair Kit	FS 2601690290	FS 2601690290
24	Easy Start Valve	VL MBV-MF-1/8	VL MBV-MF-1/8
25	Safety Valve	CR SRV250-150	CR SRV250-150
26	Drain Valve	VL MBV-MF-3/8	VL MBV-MF-3/8
27	Filter-Regulator	TH FR502	TH FR502
28	Discharge Outlet Coupling or Valve	NT 20SM	NT 20SM
29	Pressure Gauge	GA 50B1/4-1600LF	GA 50B1/4-1600LF
30	Pressure Switch	N/A	N/A
31	Star-Delta Starter	N/A	N/A
32	Solenoid Valve	N/A	N/A
33	Pilot Valve	FS 9313115-122403	FS 9313115-122403
34	Throttle Control	CR TC-3892	CR TC-3892

Item	Spare Part	HT20P-H	HT20P-H ES
		Part Number	
1	Compressor Pump	FS HTA-65	FS HTA-65
2	Air Filter Assembly	FS 701105A1-66001	FS 701105A1-66001
3	Air Filter Element	FS 701105A1-66140	FS 701105A1-66140
4	Crankcase Breather	FS 701210A1-57600	FS 701210A1-57600
5	Oil Fill Cap	FS 701105A1-57190-514	FS 701105A1-57190-514
6	Oil Fill Cap O-ring	FS 9360181-240158	FS 9360181-240158
7	Oil Level Sight Glass	FS 70A109B1-57702	FS 70A109B1-57702
8	Oil Level Sight Glass O-ring or Gasket	FS 9360281-260265	FS 9360281-260265
9	Oil Level Sight Glass Metal Cover	N/A	N/A
10	Engine or Motor	HO GX200 QXU	HO GX200 QXU
11	Drive Pulley - Solid Type (Standard)	PL 75-2A-0.75	PL 75-2A-0.75
12	Drive Pulley - Taper Lock Type (Standard)	N/A	N/A
13	Drive Pulley Taper Lock Bush (Standard)	N/A	N/A
14	Drive Pulley - Taper Lock Type (Alternate)	PL 75-2SPA-1108	PL 75-2SPA-1108
15	Drive Pulley Taper Lock Bush (Alternate)	PL 3/4-1108	PL 3/4-1108
16	V-Belt	VB A53	VB A53
17	V-Belt Quantity	2	2
18	V-Belt Drive Guard	FS HT20P-77000	FS HT20P-77000
19	Wheel	FS PPW2557020	FS PPW2557020
20	Axle Bolt	FS AXLE 70-20	FS AXLE 70-20
21	Vibration Isolator(s)	FS R01-4020	FS R01-4020
22	Non-Return Valve	FS 2104100086	FS 2104100086
23	Non-Return Valve Repair Kit	FS 2601690290	FS 2601690290
24	Easy Start Valve	VL MBV-MF-1/8	VL MBV-MF-1/8
25	Safety Valve	CR SRV250-200	CR SRV250-200
26	Drain Valve	VL MBV-MF-3/8	VL MBV-MF-3/8
27	Filter-Regulator	N/A	N/A
28	Discharge Outlet Coupling or Valve	NT 20SM	NT 20SM
29	Pressure Gauge	GA 50B1/4-1600LF	GA 50B1/4-1600LF
30	Pressure Switch	N/A	N/A
31	Star-Delta Starter	N/A	N/A
32	Solenoid Valve	N/A	N/A
33	Pilot Valve	FS 9313115-322403	FS 9313115-322403
34	Throttle Control	CR TC-3892	CR TC-3892

Item	Spare Part	T20P-120L	T20P-120L ES
		Part Number	
1	Compressor Pump	FS TA-65	FS TA-65
2	Air Filter Assembly	FS 701105A1-66001	FS 701105A1-66001
3	Air Filter Element	FS 701105A1-66140	FS 701105A1-66140
4	Crankcase Breather	FS 701105A1-57600	FS 701105A1-57600
5	Oil Fill Cap	FS 701105A1-57190	FS 701105A1-57190
6	Oil Fill Cap O-ring	FS 9360181-240158	FS 9360181-240158
7	Oil Level Sight Glass	FS 70A109B1-57702	FS 70A109B1-57702
8	Oil Level Sight Glass O-ring or Gasket	FS 9360281-260265	FS 9360281-260265
9	Oil Level Sight Glass Metal Cover	N/A	N/A
10	Engine or Motor	HO GX200 QXU	HO GX200 QXE8
11	Drive Pulley - Solid Type (Standard)	PL 75-2A-0.75	PL 75-2A-0.75
12	Drive Pulley - Taper Lock Type (Standard)	N/A	N/A
13	Drive Pulley Taper Lock Bush (Standard)	N/A	N/A
14	Drive Pulley - Taper Lock Type (Alternate)	PL 75-2SPA-1108	PL 75-2SPA-1108
15	Drive Pulley Taper Lock Bush (Alternate)	PL 3/4-1108	PL 3/4-1108
16	V-Belt	VB A53	VB A53
17	V-Belt Quantity	2	2
18	V-Belt Drive Guard	FS T20P-70-77000	FS T20P-70-77000
19	Wheel	N/A	N/A
20	Axle Bolt	N/A	N/A
21	Vibration Isolator(s)	N/A	N/A
22	Non-Return Valve	FS 2104100086	FS 2104100086
23	Non-Return Valve Repair Kit	FS 2601690290	FS 2601690290
24	Easy Start Valve	VL MBV-MF-1/8	VL MBV-MF-1/8
25	Safety Valve	CR SRV250-150	CR SRV250-150
26	Drain Valve	VL MBV-MF-3/8	VL MBV-MF-3/8
27	Filter-Regulator	TH FR502	TH FR502
28	Discharge Outlet Coupling or Valve	NT 20SM	NT 20SM
29	Pressure Gauge	GA 50B1/4-1600LF	GA 50B1/4-1600LF
30	Pressure Switch	N/A	N/A
31	Star-Delta Starter	N/A	N/A
32	Solenoid Valve	N/A	N/A
33	Pilot Valve	FS 9313115-122403	FS 9313115-122403
34	Throttle Control	CR TC-3892	CR TC-3892

Item	Spare Part	V25P	V25P ES
		Part Number	
1	Compressor Pump	FS VA-80	FS VA-80
2	Air Filter Assembly	FS 701208A1-66000	FS 701208A1-66000
3	Air Filter Element	FS 701208A1-66110	FS 701208A1-66110
4	Crankcase Breather	FS 701105A1-57600	FS 701105A1-57600
5	Oil Fill Cap	FS 701208A1-57190	FS 701208A1-57190
6	Oil Fill Cap O-ring	FS 9360181-240178	FS 9360181-240178
7	Oil Level Sight Glass	FS 70A109B1-57702	FS 70A109B1-57702
8	Oil Level Sight Glass O-ring or Gasket	FS 9360281-260265	FS 9360281-260265
9	Oil Level Sight Glass Metal Cover	N/A	N/A
10	Engine or Motor	HO GX270 QXU	HO GX270 QXE8
11	Drive Pulley - Solid Type (Standard)	PL 90-2A-1	PL 90-2A-1
12	Drive Pulley - Taper Lock Type (Standard)	N/A	N/A
13	Drive Pulley Taper Lock Bush (Standard)	N/A	N/A
14	Drive Pulley - Taper Lock Type (Alternate)	PL 90-2SPA-1610	PL 90-2SPA-1610
15	Drive Pulley Taper Lock Bush (Alternate)	PL 1-1610	PL 1-1610
16	V-Belt	VB A66	VB A66
17	V-Belt Quantity	2	2
18	V-Belt Drive Guard	FS V25P-124-77000	FS V25P-124-77000
19	Wheel	N/A	N/A
20	Axle Bolt	N/A	N/A
21	Vibration Isolator(s)	FS R01-2207530 and FS R01-4020	FS R01-2207530 and FS R01-4020
22	Non-Return Valve	FS 2104100087	FS 2104100087
23	Non-Return Valve Repair Kit	FS 2601690360	FS 2601690360
24	Easy Start Valve	VL MBV-MF-1/8	VL MBV-MF-1/8
25	Safety Valve	CR SRV250-150	CR SRV250-150
26	Drain Valve	VL MBV-MF-1/2	VL MBV-MF-1/2
27	Filter-Regulator	N/A	N/A
28	Discharge Outlet Coupling or Valve	VL BV-MF-1/2	VL BV-MF-1/2
29	Pressure Gauge	GA 50B1/4-1600LF	GA 50B1/4-1600LF
30	Pressure Switch	N/A	N/A
31	Star-Delta Starter	N/A	N/A
32	Solenoid Valve	N/A	N/A
33	Pilot Valve	FS 9313115-122403	FS 9313115-122403
34	Throttle Control	CR TCSP-4625	CR TCSP-4625



Honda Petrol Air Compressors

Item	Spare Part	B24P	B24P ES
		Part Number	
1	Compressor Pump	FS B-1	FS B-1
2	Air Filter Assembly	FS 70110HC1-66001	FS 70110HC1-66001
3	Air Filter Element	FS 70110HC1-66111	FS 70110HC1-66111
4	Crankcase Breather	FS 701205A1-57600-5111	FS 701205A1-57600-5111
5	Oil Fill Cap	FS 701105A1-57190-514	FS 701105A1-57190-514
6	Oil Fill Cap O-ring	FS 9360181-240158	FS 9360181-240158
7	Oil Level Sight Glass	FS 701105A1-57700	FS 701105A1-57700
8	Oil Level Sight Glass O-ring or Gasket	FS 701105A1-57730	FS 701105A1-57730
9	Oil Level Sight Glass Metal Cover	N/A	N/A
10	Engine or Motor	HO GX270 QXU	HO GX270 QXE8
11	Drive Pulley - Solid Type (Standard)	PL 140-2A-1	PL 140-2A-1
12	Drive Pulley - Taper Lock Type (Standard)	N/A	N/A
13	Drive Pulley Taper Lock Bush (Standard)	N/A	N/A
14	Drive Pulley - Taper Lock Type (Alternate)	PL 140-2SPA-2012	PL 140-2SPA-2012
15	Drive Pulley Taper Lock Bush (Alternate)	PL 1-2012	PL 1-2012
16	V-Belt	VB A60	VB A60
17	V-Belt Quantity	2	2
18	V-Belt Drive Guard	FS B24P-100-77000	FS B24P-100-77000
19	Wheel	N/A	N/A
20	Axle Bolt	N/A	N/A
21	Vibration Isolator(s)	FS R01-2207530 and FS R01-4020	FS R01-2207530 and FS R01-4020
22	Non-Return Valve	FS 2104100087	FS 2104100087
23	Non-Return Valve Repair Kit	FS 2601690360	FS 2601690360
24	Easy Start Valve	VL MBV-MF-1/8	VL MBV-MF-1/8
25	Safety Valve	CR SRV250-200	CR SRV250-200
26	Drain Valve	VL MBV-MF-1/2	VL MBV-MF-1/2
27	Filter-Regulator	N/A	N/A
28	Discharge Outlet Coupling or Valve	VL BV-MF-1/2	VL BV-MF-1/2
29	Pressure Gauge	GA 50B1/4-1600LF	GA 50B1/4-1600LF
30	Pressure Switch	N/A	N/A
31	Star-Delta Starter	N/A	N/A
32	Solenoid Valve	N/A	N/A
33	Pilot Valve	FS 9313115-322403	FS 9313115-322403
34	Throttle Control	CR TCSP-4625	CR TCSP-4625

Item	Spare Part	T30P	T30P ES
		Part Number	
1	Compressor Pump	FS TA-80	FS TA-80
2	Air Filter Assembly	FS 701208A1-66000	FS 701208A1-66000
3	Air Filter Element	FS 701208A1-66110	FS 701208A1-66110
4	Crankcase Breather	FS 701105A1-57600	FS 701105A1-57600
5	Oil Fill Cap	FS 701208A1-57190	FS 701208A1-57190
6	Oil Fill Cap O-ring	FS 9360181-240178	FS 9360181-240178
7	Oil Level Sight Glass	FS 70A109B1-57702	FS 70A109B1-57702
8	Oil Level Sight Glass O-ring or Gasket	FS 9360281-260265	FS 9360281-260265
9	Oil Level Sight Glass Metal Cover	N/A	N/A
10	Engine or Motor	HO GX270 QXU	HO GX270 QXE8
11	Drive Pulley - Solid Type (Standard)	PL 106-2A-1	PL 106-2A-1
12	Drive Pulley - Taper Lock Type (Standard)	N/A	N/A
13	Drive Pulley Taper Lock Bush (Standard)	N/A	N/A
14	Drive Pulley - Taper Lock Type (Alternate)	PL 106-2SPA-1610	PL 106-2SPA-1610
15	Drive Pulley Taper Lock Bush (Alternate)	PL 1-1610	PL 1-1610
16	V-Belt	VB A72	VB A72
17	V-Belt Quantity	2	2
18	V-Belt Drive Guard	FS T30P-124-77000	FS T30P-124-77000
19	Wheel	N/A	N/A
20	Axle Bolt	N/A	N/A
21	Vibration Isolator(s)	FS R01-2207530 and FS R01-4020	FS R01-2207530 and FS R01-4020
22	Non-Return Valve	FS 2104100087	FS 2104100087
23	Non-Return Valve Repair Kit	FS 2601690360	FS 2601690360
24	Easy Start Valve	VL MBV-MF-1/8	VL MBV-MF-1/8
25	Safety Valve	CR SRV250-150	CR SRV250-150
26	Drain Valve	VL MBV-MF-1/2	VL MBV-MF-1/2
27	Filter-Regulator	N/A	N/A
28	Discharge Outlet Coupling or Valve	VL BV-MF-1/2	VL BV-MF-1/2
29	Pressure Gauge	GA 50B1/4-1600LF	GA 50B1/4-1600LF
30	Pressure Switch	N/A	N/A
31	Star-Delta Starter	N/A	N/A
32	Solenoid Valve	N/A	N/A
33	Pilot Valve	FS 9313115-122403	FS 9313115-122403
34	Throttle Control	CR TCSP-4625	CR TCSP-4625

Item	Spare Part	B35P ES	V40P ES
		Part Number	
1	Compressor Pump	FS B-2	FS VA-100
2	Air Filter Assembly	FS 701110C1-66002	FS 701208A1-66000
3	Air Filter Element	FS 701110C1-66112	FS 701208A1-66110
4	Crankcase Breather	FS 701210A1-57601-511	FS 701210A1-57600
5	Oil Fill Cap	FS 701208A1-57191A	FS 701208A1-57190
6	Oil Fill Cap O-ring	FS 9360181-240178	FS 9360181-240178
7	Oil Level Sight Glass	FS 70A109B1-57702	FS 701210A1-57700
8	Oil Level Sight Glass O-ring or Gasket	FS 9360281-260265	FS 701210A1-57730
9	Oil Level Sight Glass Metal Cover	N/A	FS 701210A1-57740
10	Engine or Motor	HO GX390 QXE8	HO GX390 QXE8
11	Drive Pulley - Solid Type (Standard)	PL 160-2A-1	PL 140-2B-1
12	Drive Pulley - Taper Lock Type (Standard)	N/A	N/A
13	Drive Pulley Taper Lock Bush (Standard)	N/A	N/A
14	Drive Pulley - Taper Lock Type (Alternate)	PL 160-2SPA-2012	PL 140-2SPB-2012
15	Drive Pulley Taper Lock Bush (Alternate)	PL 1-2012	PL 1-2012
16	V-Belt	VB A67	VB B85
17	V-Belt Quantity	2	2
18	V-Belt Drive Guard	FS B35P-120-77000	FS V40P-152-77000
19	Wheel	N/A	N/A
20	Axle Bolt	N/A	N/A
21	Vibration Isolator(s)	FS R01-2207530 and FS R01-4020	FS R01-2207530 and FS R01-4020
22	Non-Return Valve	FS 2688330800	FS 2688330800
23	Non-Return Valve Repair Kit	FS 2601690940	FS 2601690940
24	Easy Start Valve	VL MBV-MF-1/8	VL MBV-MF-1/8
25	Safety Valve	CR SRV250-200	CR SRV250-150
26	Drain Valve	VL MBV-MF-1/2	VL MBV-MF-1/2
27	Filter-Regulator	N/A	N/A
28	Discharge Outlet Coupling or Valve	VL BV-MF-3/4	VL BV-MF-3/4
29	Pressure Gauge	GA 50B1/4-1600LF	GA 50B1/4-1600LF
30	Pressure Switch	N/A	N/A
31	Star-Delta Starter	N/A	N/A
32	Solenoid Valve	N/A	N/A
33	Pilot Valve	FS 9313115-322403	FS 9313115-122403
34	Throttle Control	CR TCSP-4651	CR TCSP-4651


Item	Spare Part	T55P ES
		Part Number
1	Compressor Pump	FS TA-100
2	Air Filter Assembly	FS 701208A1-66000
3	Air Filter Element	FS 701208A1-66110
4	Crankcase Breather	FS 701210A1-57600
5	Oil Fill Cap	FS 701208A1-57190
6	Oil Fill Cap O-ring	FS 9360181-240178
7	Oil Level Sight Glass	FS 701210A1-57700
8	Oil Level Sight Glass O-ring or Gasket	FS 701210A1-57730
9	Oil Level Sight Glass Metal Cover	FS 701210A1-57740
10	Engine or Motor	HO GX390 QXE8
11	Drive Pulley - Solid Type (Standard)	N/A
12	Drive Pulley - Taper Lock Type (Standard)	PL 125-3SPB-2012
13	Drive Pulley Taper Lock Bush (Standard)	PL 1-2012
14	Drive Pulley - Taper Lock Type (Alternate)	N/A
15	Drive Pulley Taper Lock Bush (Alternate)	N/A
16	V-Belt	VB B85
17	V-Belt Quantity	3
18	V-Belt Drive Guard	FS T55P-152-77000
19	Wheel	N/A
20	Axle Bolt	N/A
21	Vibration Isolator(s)	FS R01-2207530 and FS R01-4020
22	Non-Return Valve	FS 2688330800
23	Non-Return Valve Repair Kit	FS 2601690940
24	Easy Start Valve	VL MBV-MF-1/8
25	Safety Valve	CR SRV250-150
26	Drain Valve	VL MBV-MF-1/2
27	Filter-Regulator	N/A
28	Discharge Outlet Coupling or Valve	VL BV-MF-3/4
29	Pressure Gauge	GA 50B1/4-1600LF
30	Pressure Switch	N/A
31	Star-Delta Starter	N/A
32	Solenoid Valve	N/A
33	Pilot Valve	FS 9313115-122403
34	Throttle Control	CR TCSP-4651

Spare Parts Quick Reference Guide

AIRMAC

Yanmar Diesel Air Compressors

Product Familiarisation



Item	Description	Item	Description
1	Compressor Pump	18	V-Belt Drive Guard
2	Air Filter Assembly	19	Wheel
3	Air Filter Element	20	Axle Bolt
4	Crankcase Breather	22	Non-Return Valve
5	Oil Fill Cap	23	Non-Return Valve Repair Kit
6	Oil Fill Cap O-ring	24	Easy Start Valve
7	Oil Level Sight Glass	26	Drain Valve
8	Oil Level Sight Glass O-ring or Gasket	29	Pressure Gauge
10	Engine or Motor	33	Pilot Valve
16	V-Belt	34	Throttle Control
17	V-Belt Quantity		

Item	Spare Part	T20D	T20D ES
		Part Number	
1	Compressor Pump	FS TA-65	FS TA-65
2	Air Filter Assembly	FS 701105A1-66001	FS 701105A1-66001
3	Air Filter Element	FS 701105A1-66140	FS 701105A1-66140
4	Crankcase Breather	FS 701105A1-57600	FS 701105A1-57600
5	Oil Fill Cap	FS 701105A1-57190	FS 701105A1-57190
6	Oil Fill Cap O-ring	FS 9360181-240158	FS 9360181-240158
7	Oil Level Sight Glass	FS 70A109B1-57702	FS 70A109B1-57702
8	Oil Level Sight Glass O-ring or Gasket	FS 9360281-260265	FS 9360281-260265
9	Oil Level Sight Glass Metal Cover	N/A	N/A
10	Engine or Motor	YA L48N6-MTMR	YA L48N6-METMR
11	Drive Pulley - Solid Type (Standard)	PL 75-2A-0.75	PL 75-2A-0.75
12	Drive Pulley - Taper Lock Type (Standard)	N/A	N/A
13	Drive Pulley Taper Lock Bush (Standard)	N/A	N/A
14	Drive Pulley - Taper Lock Type (Alternate)	PL 75-2SPA-1108	PL 75-2SPA-1108
15	Drive Pulley Taper Lock Bush (Alternate)	PL 3/4-1108	PL 3/4-1108
16	V-Belt	VB A54	VB A54
17	V-Belt Quantity	2	2
18	V-Belt Drive Guard	FS T20D-70-77000	FS T20D-70-77000
19	Wheel	FS RW1505016	FS RW1505016
20	Axle Bolt	FS AXLE 50-16	FS AXLE 50-16
21	Vibration Isolator(s)	N/A	N/A
22	Non-Return Valve	FS 2104100086	FS 2104100086
23	Non-Return Valve Repair Kit	FS 2601690290	FS 2601690290
24	Easy Start Valve	VL MBV-MF-1/8	VL MBV-MF-1/8
25	Safety Valve	CR SRV250-150	CR SRV250-150
26	Drain Valve	VL MBV-MF-3/8	VL MBV-MF-3/8
27	Filter-Regulator	TH FR502	TH FR502
28	Discharge Outlet Coupling or Valve	NT 20SM	NT 20SM
29	Pressure Gauge	GA 50B1/4-1600LF	GA 50B1/4-1600LF
30	Pressure Switch	N/A	N/A
31	Star-Delta Starter	N/A	N/A
32	Solenoid Valve	N/A	N/A
33	Pilot Valve	FS 9313115-122403	FS 9313115-122403
34	Throttle Control	CR TCLPY-48 Cable or CR TCSA-YL-NF Actuator	CR TCLPY-48 Cable or CR TCSA-YL-NF Actuator

Item	Spare Part	HT20D	HT20D ES
		Part Number	
1	Compressor Pump	FS HTA-65	FS HTA-65
2	Air Filter Assembly	FS 701105A1-66001	FS 701105A1-66001
3	Air Filter Element	FS 701105A1-66140	FS 701105A1-66140
4	Crankcase Breather	FS 701210A1-57600	FS 701210A1-57600
5	Oil Fill Cap	FS 701105A1-57190-514	FS 701105A1-57190-514
6	Oil Fill Cap O-ring	FS 9360181-240158	FS 9360181-240158
7	Oil Level Sight Glass	FS 70A109B1-57702	FS 70A109B1-57702
8	Oil Level Sight Glass O-ring or Gasket	FS 9360281-260265	FS 9360281-260265
9	Oil Level Sight Glass Metal Cover	N/A	N/A
10	Engine or Motor	YA L48N6-MTMR	YA L48N6-METMR
11	Drive Pulley - Solid Type (Standard)	PL 75-2A-0.75	PL 75-2A-0.75
12	Drive Pulley - Taper Lock Type (Standard)	N/A	N/A
13	Drive Pulley Taper Lock Bush (Standard)	N/A	N/A
14	Drive Pulley - Taper Lock Type (Alternate)	PL 75-2SPA-1108	PL 75-2SPA-1108
15	Drive Pulley Taper Lock Bush (Alternate)	PL 3/4-1108	PL 3/4-1108
16	V-Belt	VB A54	VB A54
17	V-Belt Quantity	2	2
18	V-Belt Drive Guard	FS HT20D-77000	FS HT20D-77000
19	Wheel	FS RW1505016	FS RW1505016
20	Axle Bolt	FS AXLE 50-16	FS AXLE 50-16
21	Vibration Isolator(s)	N/A	N/A
22	Non-Return Valve	FS 2104100086	FS 2104100086
23	Non-Return Valve Repair Kit	FS 2601690290	FS 2601690290
24	Easy Start Valve	VL MBV-MF-1/8	VL MBV-MF-1/8
25	Safety Valve	CR SRV250-200	CR SRV250-200
26	Drain Valve	VL MBV-MF-3/8	VL MBV-MF-3/8
27	Filter-Regulator	N/A	N/A
28	Discharge Outlet Coupling or Valve	NT 20SM	NT 20SM
29	Pressure Gauge	GA 50B1/4-1600LF	GA 50B1/4-1600LF
30	Pressure Switch	N/A	N/A
31	Star-Delta Starter	N/A	N/A
32	Solenoid Valve	N/A	N/A
33	Pilot Valve	FS 9313115-322403	FS 9313115-322403
34	Throttle Control	CR TCLPY-48 Cable or CR TCSA-YL-NF Actuator	CR TCLPY-48 Cable or CR TCSA-YL-NF Actuator

Item	Spare Part	B24D ES	T30D ES
		Part Number	
1	Compressor Pump	FS B-1	FS TA-80
2	Air Filter Assembly	FS 70110HC1-66001	FS 701208A1-66000
3	Air Filter Element	FS 70110HC1-66111	FS 701208A1-66110
4	Crankcase Breather	FS 701205A1-57600-5111	FS 701105A1-57600
5	Oil Fill Cap	FS 701105A1-57190-514	FS 701208A1-57190
6	Oil Fill Cap O-ring	FS 9360181-240158	FS 9360181-240178
7	Oil Level Sight Glass	FS 701105A1-57700	FS 70A109B1-57702
8	Oil Level Sight Glass O-ring or Gasket	FS 701105A1-57730	FS 9360281-260265
9	Oil Level Sight Glass Metal Cover	N/A	N/A
10	Engine or Motor	YA L70N6-METMR	YA L70N6-METMR
11	Drive Pulley - Solid Type (Standard)	PL 140-2A-1	PL 106-2A-1
12	Drive Pulley - Taper Lock Type (Standard)	N/A	N/A
13	Drive Pulley Taper Lock Bush (Standard)	N/A	N/A
14	Drive Pulley - Taper Lock Type (Alternate)	PL 140-2SPA-2012	PL 106-2SPA-1610
15	Drive Pulley Taper Lock Bush (Alternate)	PL 1-2012	PL 1-1610
16	V-Belt	VB A63	VB A74
17	V-Belt Quantity	2	2
18	V-Belt Drive Guard	FS B24D-100-77000	FS T30D-124-77000
19	Wheel	N/A	N/A
20	Axle Bolt	N/A	N/A
21	Vibration Isolator(s)	FS R01-2207530 and FS R01-4020	FS R01-2207530 and FS R01-4020
22	Non-Return Valve	FS 2104100087	FS 2104100087
23	Non-Return Valve Repair Kit	FS 2601690360	FS 2601690360
24	Easy Start Valve	VL MBV-MF-1/8	VL MBV-MF-1/8
25	Safety Valve	CR SRV250-200	CR SRV250-150
26	Drain Valve	VL MBV-MF-1/2	VL MBV-MF-1/2
27	Filter-Regulator	N/A	N/A
28	Discharge Outlet Coupling or Valve	VL BV-MF-1/2	VL BV-MF-1/2
29	Pressure Gauge	GA 50B1/4-1600LF	GA 50B1/4-1600LF
30	Pressure Switch	N/A	N/A
31	Star-Delta Starter	N/A	N/A
32	Solenoid Valve	N/A	N/A
33	Pilot Valve	FS 9313115-322403	FS 9313115-122403
34	Throttle Control	CR TCLPY-48 Cable or CR TCSA-YL-NF Actuator	CR TCLPY-48 Cable or CR TCSA-YL-NF Actuator

Item	Spare Part	B35D ES	V40D ES
		Part Number	
1	Compressor Pump	FS B-2	FS VA-100
2	Air Filter Assembly	FS 701110C1-66002	FS 701208A1-66000
3	Air Filter Element	FS 701110C1-66112	FS 701208A1-66110
4	Crankcase Breather	FS 701210A1-57601-511	FS 701210A1-57600
5	Oil Fill Cap	FS 701208A1-57191A	FS 701208A1-57190
6	Oil Fill Cap O-ring	FS 9360181-240178	FS 9360181-240178
7	Oil Level Sight Glass	FS 70A109B1-57702	FS 701210A1-57700
8	Oil Level Sight Glass O-ring or Gasket	FS 9360281-260265	FS 701210A1-57730
9	Oil Level Sight Glass Metal Cover	N/A	FS 701210A1-57740
10	Engine or Motor	YA L100N6-METMR	YA L100N6-METMR
11	Drive Pulley - Solid Type (Standard)	PL 160-2A-1	PL 140-2B-1
12	Drive Pulley - Taper Lock Type (Standard)	N/A	N/A
13	Drive Pulley Taper Lock Bush (Standard)	N/A	N/A
14	Drive Pulley - Taper Lock Type (Alternate)	PL 160-2SPA-2012	PL 140-2SPB-2012
15	Drive Pulley Taper Lock Bush (Alternate)	PL 1-2012	PL 1-2012
16	V-Belt	VB A70	VB B85
17	V-Belt Quantity	2	2
18	V-Belt Drive Guard	FS B35D-120-77000	FS V40D-152-77000
19	Wheel	N/A	N/A
20	Axle Bolt	N/A	N/A
21	Vibration Isolator(s)	FS R01-2207530 and FS R01-4020	FS R01-2207530 and FS R01-4020
22	Non-Return Valve	FS 2688330800	FS 2688330800
23	Non-Return Valve Repair Kit	FS 2601690940	FS 2601690940
24	Easy Start Valve	VL MBV-MF-1/8	VL MBV-MF-1/8
25	Safety Valve	CR SRV250-200	CR SRV250-150
26	Drain Valve	VL MBV-MF-1/2	VL MBV-MF-1/2
27	Filter-Regulator	N/A	N/A
28	Discharge Outlet Coupling or Valve	VL BV-MF-3/4	VL BV-MF-3/4
29	Pressure Gauge	GA 50B1/4-1600LF	GA 50B1/4-1600LF
30	Pressure Switch	N/A	N/A
31	Star-Delta Starter	N/A	N/A
32	Solenoid Valve	N/A	N/A
33	Pilot Valve	FS 9313115-322403	FS 9313115-122403
34	Throttle Control	CR TCLPY-48 Cable or CR TCSA-YL-NF Actuator	CR TCLPY-48 Cable or CR TCSA-YL-NF Actuator



Multi-Function Air Compressors

Item	Spare Part	V13 MFC 240V	T20P MFC	T20P MFC ES
		Part Number		
1	Compressor Pump	FS VA-65	FS TA-65	FS TA-65
2	Air Filter Assembly	FS 701105A1-66001	FS 701105A1-66001	FS 701105A1-66001
3	Air Filter Element	FS 701105A1-66140	FS 701105A1-66140	FS 701105A1-66140
4	Crankcase Breather	FS 701105A1-57600	FS 701105A1-57600	FS 701105A1-57600
5	Oil Fill Cap	FS 701105A1-57190	FS 701105A1-57190	FS 701105A1-57190
6	Oil Fill Cap O-ring	FS 9360181-240158	FS 9360181-240158	FS 9360181-240158
7	Oil Level Sight Glass	FS 70A109B1-57702	FS 70A109B1-57702	FS 70A109B1-57702
8	Oil Level Sight Glass O-ring or Gasket	FS 9360281-260265	FS 9360281-260265	FS 9360281-260265
9	Oil Level Sight Glass Metal Cover	N/A	N/A	N/A
10	Engine or Motor	TE 1.65 DPFC	HO GX200 QXU	HO GX200 QXE8
11	Drive Pulley - Solid Type (Standard)	PL 90-1A-0.75	PL 75-2A-0.75	PL 75-2A-0.75
12	Drive Pulley - Taper Lock Type (Standard)	N/A	N/A	N/A
13	Drive Pulley Taper Lock Bush (Standard)	N/A	N/A	N/A
14	Drive Pulley - Taper Lock Type (Alternate)	PL 90-1SPA-1210	PL 75-2SPA-1108	PL 75-2SPA-1108
15	Drive Pulley Taper Lock Bush (Alternate)	PL 19-1210	PL 3/4-1108	PL 3/4-1108
16	V-Belt	VB A45	VB A56	VB A56
17	V-Belt Quantity	1	2	2
18	V-Belt Drive Guard	FS V13-60-77000	FS T20P MFC-77000	FS T20P MFC-77000
19	Wheel	N/A	N/A	N/A
20	Axle Bolt	N/A	N/A	N/A
21	Vibration Isolator(s)	FS R01-4020	FS R01-4020	FS R01-4020
22	Non-Return Valve	FS 2104100086	FS 2104100086	FS 2104100086
23	Non-Return Valve Repair Kit	FS 2601690290	FS 2601690290	FS 2601690290
24	Easy Start Valve	N/A	VL MBV-MF-1/8	VL MBV-MF-1/8
25	Safety Valve	CR SRV250-150	CR SRV250-150	CR SRV250-150
26	Drain Valve	VL MBV-MF-3/8	VL MBV-MF-3/8	VL MBV-MF-3/8
27	Filter-Regulator	TH FR502	TH FR502	TH FR502
28	Discharge Outlet Coupling or Valve	NT 20SM	NT 20SM	NT 20SM
29	Pressure Gauge	GA 50R1/4-1600	GA 50B1/4-1600LF	GA 50B1/4-1600LF
30	Pressure Switch	CO MDR-2 AEV 2Wi	N/A	N/A
31	Star-Delta Starter	N/A	N/A	N/A
32	Solenoid Valve	N/A	N/A	N/A
33	Pilot Valve	N/A	FS 9313115-122403	FS 9313115-122403
34	Throttle Control	N/A	CR TC-3892	CR TC-3892


Item	Spare Part	T20D MFC	T20D MFC ES
		Part Number	
1	Compressor Pump	FS TA-65	FS TA-65
2	Air Filter Assembly	FS 701105A1-66001	FS 701105A1-66001
3	Air Filter Element	FS 701105A1-66140	FS 701105A1-66140
4	Crankcase Breather	FS 701105A1-57600	FS 701105A1-57600
5	Oil Fill Cap	FS 701105A1-57190	FS 701105A1-57190
6	Oil Fill Cap O-ring	FS 9360181-240158	FS 9360181-240158
7	Oil Level Sight Glass	FS 70A109B1-57702	FS 70A109B1-57702
8	Oil Level Sight Glass O-ring or Gasket	FS 9360281-260265	FS 9360281-260265
9	Oil Level Sight Glass Metal Cover	N/A	N/A
10	Engine or Motor	YA L48N6-MTMR	YA L48N6-METMR
11	Drive Pulley - Solid Type (Standard)	PL 75-2A-0.75	PL 75-2A-0.75
12	Drive Pulley - Taper Lock Type (Standard)	N/A	N/A
13	Drive Pulley Taper Lock Bush (Standard)	N/A	N/A
14	Drive Pulley - Taper Lock Type (Alternate)	PL 75-2SPA-1108	PL 75-2SPA-1108
15	Drive Pulley Taper Lock Bush (Alternate)	PL 3/4-1108	PL 3/4-1108
16	V-Belt	VB A54	VB A54
17	V-Belt Quantity	2	2
18	V-Belt Drive Guard	FS T20D-70-77000	FS T20D-70-77000
19	Wheel	N/A	N/A
20	Axle Bolt	N/A	N/A
21	Vibration Isolator(s)	FS R01-4020	FS R01-4020
22	Non-Return Valve	FS 2104100086	FS 2104100086
23	Non-Return Valve Repair Kit	FS 2601690290	FS 2601690290
24	Easy Start Valve	VL MBV-MF-1/8	VL MBV-MF-1/8
25	Safety Valve	CR SRV250-150	CR SRV250-150
26	Drain Valve	VL MBV-MF-3/8	VL MBV-MF-3/8
27	Filter-Regulator	TH FR502	TH FR502
28	Discharge Outlet Coupling or Valve	NT 20SM	NT 20SM
29	Pressure Gauge	GA 50B1/4-1600LF	GA 50B1/4-1600LF
30	Pressure Switch	N/A	N/A
31	Star-Delta Starter	N/A	N/A
32	Solenoid Valve	N/A	N/A
33	Pilot Valve	FS 9313115-122403	FS 9313115-122403
34	Throttle Control	CR TCLPY-48 Cable or CR TCSA-YL-NF Actuator	CR TCLPY-48 Cable or CR TCSA-YL-NF Actuator

Spare Parts Quick Reference Guide

AIRMAC

415 Volt Oil Free Air Compressors

Product Familiarisation



Item	Description	Item	Description
1	Compressor Pump	22	Non-Return Valve
2	Air Filter Assembly	23	Non-Return Valve Repair Kit
3	Air Filter Element	25	Safety Valve
10	Engine or Motor	26	Drain Valve
16	V-Belt	28	Discharge Outlet Coupling or Valve
17	V-Belt Quantity	29	Pressure Gauge
18	V-Belt Drive Guard	30	Pressure Switch

Item	Spare Part	V30-OF 415V	T40-OF 415V
		Part Number	
1	Compressor Pump	FS VW-50	FS TW-75
2	Air Filter Assembly	FS 701208A1-66000	FS 701208A1-66000
3	Air Filter Element	FS 701208A1-66110	FS 701208A1-66110
4	Crankcase Breather	N/A	N/A
5	Oil Fill Cap	N/A	N/A
6	Oil Fill Cap O-ring	N/A	N/A
7	Oil Level Sight Glass	N/A	N/A
8	Oil Level Sight Glass O-ring or Gasket	N/A	N/A
9	Oil Level Sight Glass Metal Cover	N/A	N/A
10	Engine or Motor	TE M4-4P-415	TE M5.5-4P-415
11	Drive Pulley - Solid Type (Standard)	PL 140-2A-28	PL 224-3B-38
12	Drive Pulley - Taper Lock Type (Standard)	N/A	N/A
13	Drive Pulley Taper Lock Bush (Standard)	N/A	N/A
14	Drive Pulley - Taper Lock Type (Alternate)	PL 140-2SPA-2012	PL 224-3SPB-2517
15	Drive Pulley Taper Lock Bush (Alternate)	PL 28-2012	PL 38-2517
16	V-Belt	VB A65	VB B86
17	V-Belt Quantity	2	3
18	V-Belt Drive Guard	FS V40-250-77000	FS TW75-247-77000
19	Wheel	N/A	N/A
20	Axle Bolt	N/A	N/A
21	Vibration Isolator(s)	FS R01-2207530	FS R01-2207530
22	Non-Return Valve	FS 2688330800	FS 2688330800
23	Non-Return Valve Repair Kit	FS 2601690940	FS 2601690940
24	Easy Start Valve	N/A	N/A
25	Safety Valve	CR SRV250-150	CR SRV390-150
26	Drain Valve	VL MBV-MF-1/2	VL MBV-MF-1/2
27	Filter-Regulator	TH FR502	TH FR502
28	Discharge Outlet Coupling or Valve	VL BV-MF-3/4	VL BV-MF-1
29	Pressure Gauge	GA 80B1/4-1600	GA 80B1/4-1600
30	Pressure Switch	CO MDR-3 10A EV 3Wi	CO MDR-3 16A EV 3Wi
31	Star-Delta Starter	N/A	N/A
32	Solenoid Valve	N/A	N/A
33	Pilot Valve	N/A	N/A
34	Throttle Control	N/A	N/A

Item	Spare Part	T55-OF 415V
		Part Number
1	Compressor Pump	FS TW-100
2	Air Filter Assembly	FS 701208A1-66000
3	Air Filter Element	FS 701208A1-66110
4	Crankcase Breather	N/A
5	Oil Fill Cap	N/A
6	Oil Fill Cap O-ring	N/A
7	Oil Level Sight Glass	N/A
8	Oil Level Sight Glass O-ring or Gasket	N/A
9	Oil Level Sight Glass Metal Cover	N/A
10	Engine or Motor	TE M7.5-4P-415
11	Drive Pulley - Solid Type (Standard)	PL 190-3B-38
12	Drive Pulley - Taper Lock Type (Standard)	N/A
13	Drive Pulley Taper Lock Bush (Standard)	N/A
14	Drive Pulley - Taper Lock Type (Alternate)	PL 190-3SPB-2517
15	Drive Pulley Taper Lock Bush (Alternate)	PL 38-2517
16	V-Belt	VB B89
17	V-Belt Quantity	3
18	V-Belt Drive Guard	FS TW100-300-77000
19	Wheel	N/A
20	Axle Bolt	N/A
21	Vibration Isolator(s)	FS R01-2207530
22	Non-Return Valve	FS 2688330800
23	Non-Return Valve Repair Kit	FS 2601690940
24	Easy Start Valve	N/A
25	Safety Valve	CR SRV390-150
26	Drain Valve	VL MBV-MF-1/2
27	Filter-Regulator	TH FR502
28	Discharge Outlet Coupling or Valve	VL BV-MF-1
29	Pressure Gauge	GA 80B1/4-1600
30	Pressure Switch	CO MDR-3 16A EV 3Wi
31	Star-Delta Starter	N/A
32	Solenoid Valve	N/A
33	Pilot Valve	N/A
34	Throttle Control	N/A

